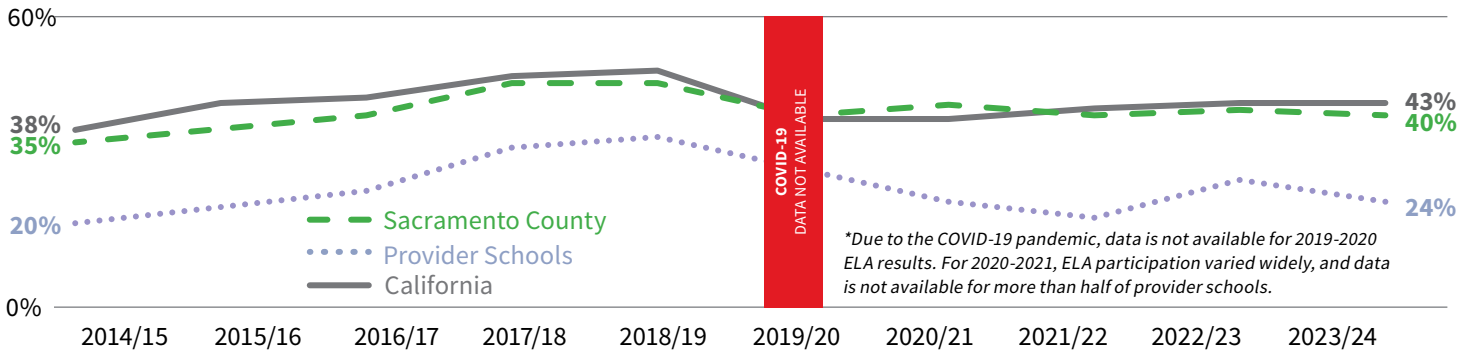


These graphs compare trends for California, Sacramento County, and schools in Sacramento County with youth literacy programming (Provider Schools) on several key literacy indicators. Youth literacy program providers target high need schools in the County. Trend years are based on the most current data available.

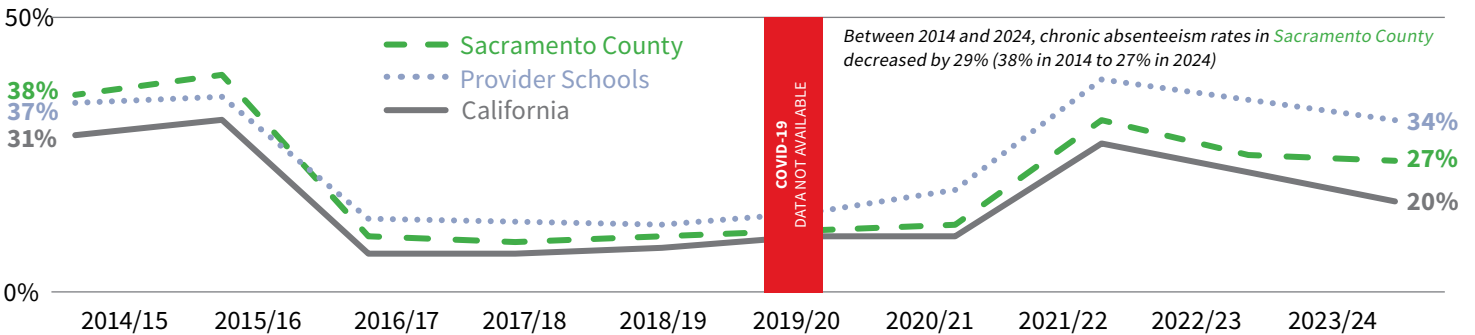
ENGLISH LANGUAGE ARTS (ELA) Percent of students who met/exceeded CAASPP ELA standards.

ELA PROFICIENCY | 3RD GRADERS



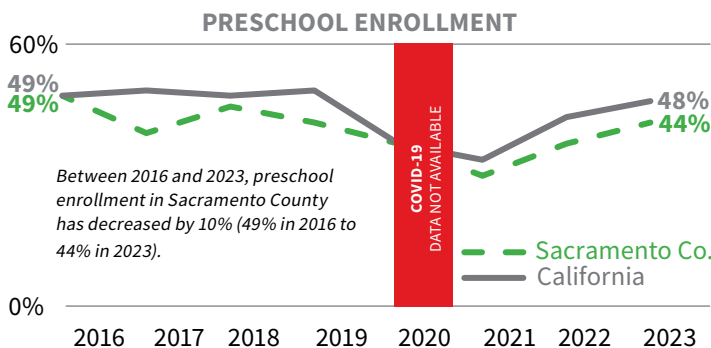
CHRONIC ABSENCES Percent of students reported chronically absent per enrollment.

CHRONICALLY ABSENT STUDENTS



EARLY CHILDHOOD EDUCATION

Percent of children ages 3-4 enrolled in preschool.



LITERACY PROGRAM PROVIDERS

- 916Ink
- City Year Sacramento
- Sacramento Chinese Community Service Center (SCCSC) Experience Corps
- United Way California Capital Region (UWCCR) Experience Corps & Campaign for Grade Level Reading
- Sacramento Literacy Foundation
- Friends of Sacramento Public Library



LITERACY INSIGHTS

This is our sixth annual report card detailing Sacramento County Literacy rates. The California Literacy Map details 3rd grade reading rates measured by the California Department of Education. We are focused on the 3rd grade because children “LEARN TO READ” through the 3rd grade. In the 4th grade children are expected to “READ TO LEARN”. A 3rd grade student who is not proficient in reading, will become a 4th grade student that struggles in all subjects.

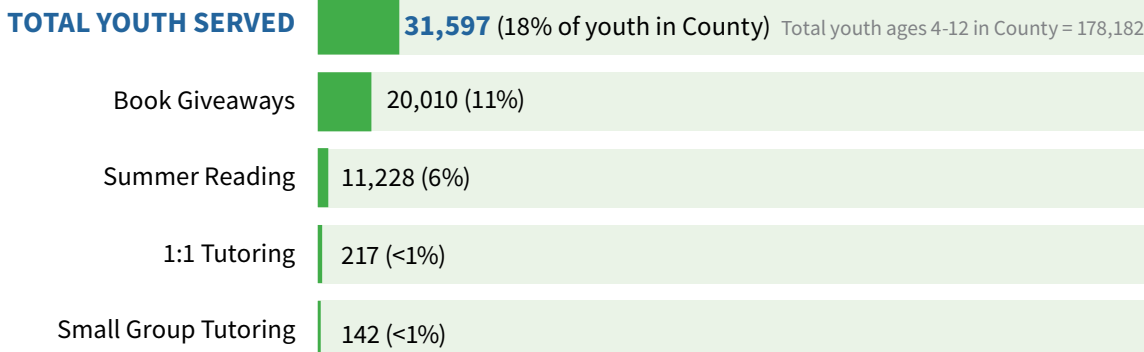
WHAT THE RESULTS SHOW:

- The 2023-2024 report shows that more kids cannot read at grade-level than can.
- Chronically Absent Student rates remain high. Getting kids back to school post-COVID has been challenging for all districts.
- In 2023-2024 only 217 kids received 1:1 tutoring and 142 kids received small group tutoring at their school sites from contracted literacy programs.

We need more programs that give struggling students the extra tutoring help they need to succeed as readers. Over the next several years, as we grow our programming endowment, we will definitely look to support evidence-based tutoring programs.

YOUTH SERVED BY LITERACY PROGRAMS

2023-2024 by Type of Program (n=31,597)



Sacramento Literacy Foundation is proud to be the official convener for the Campaign for Grade-Level Reading in Sacramento. If you would like to participate in Sacramento’s Literacy Movement, please contact us at info@sacramentoliteracy.org

DEFINITIONS OF LITERACY INDICATORS & SOURCES

Early Childhood Education: The percent of children ages three to four who are enrolled in school (i.e., nursery school, preschool). *Source: US Census Bureau, American Community Survey, 1-Year Estimates, Table S1401: School Enrollment <https://data.census.gov/cedsci/>*

Chronic Absence: Chronic absenteeism rate. Students are determined to be chronically absent if they were enrolled for a total of 30 days or more at the selected reporting level during the academic year and they were absent for 10% or more of the days they were expected to attend. CDE began tracking this data in 2016/17. *Source: California Department of Education, DataQuest <https://dq.cde.ca.gov/dataquest/>*

Note: Chronic Absenteeism replaced Truancy as a measure of school attendance in 2016. Truancy is no longer reported in DataQuest.

English Language Arts (ELA) Proficiency | 3rd Grade/All Grades: California Assessment of Student Performance and Progress (CAASPP) outcomes are reported in terms of four levels of achievement: Level 1 (standard not met), Level 2 (standard nearly met), Level 3 (standard met), and Level 4 (standard exceeded). These correspond to a set of achievement level descriptors that are aligned with the Common Core State Standards (CCSS) and the Smarter Balanced assessment. Based on their CAASPP scaled scores, students fall into one of the four categories of performance. Students performing at Level 3 (standard met) and Level 4 (standard exceeded) are considered on track to demonstrating the knowledge and skills necessary for college and career readiness. *Source: California Department of Education, CAASPP <https://caaspp.cde.ca.gov/>*

Total Youth Ages 0-17 in County: The total number of children and youth in Sacramento County aged 0-17 years old. *Source: US Census Bureau, American Community Survey, Table B09001: Population Under 18 Years by Age <https://data.census.gov>*