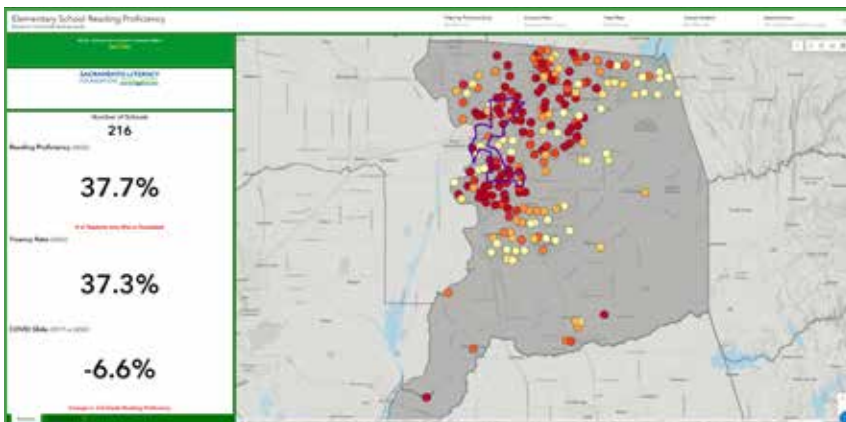


LITERACY REPORT CARD

SACRAMENTO COUNTY • SUMMER 2023

5TH ANNUAL COMMUNITY LITERACY MAP

The purpose of the Sacramento County Community Literacy Map is to illustrate Sacramento County’s progress on key literacy indicators over time and then identify where literacy resources and interventions are needed most in Sacramento County. This year we have broadened our base-line data to include Sacramento County’s affordable and public housing sites and all of California’s elementary schools.



THE SACRAMENTO COUNTY COMMUNITY LITERACY MAP CAN BE FOUND AT:
www.sacramentoliteracy.org/literacy-map/



THE RIGHT TO READ

SHOWING IN SACRAMENTO

Please join us at the Guild Theater to view LeVar Burton’s *The Right to Read*. General Admittance is \$25 per person and free for public school educators and parents in the Promise Zone!

SIGN UP AT
www.sacramentoliteracy.org/right-to-read/

THURSDAY, SEPTEMBER 28TH, 2023

The Guild Theater
2828 35th Street | Sacramento, CA 95817

BROUGHT TO SACRAMENTO COUNTY BY



@SacramentoLiteracy
www.facebook.com/SacramentoLiteracy



@SaLiteracy
www.twitter.com/sacliteracy

MEASURING THE COVID SLIDE

COVID-19 was projected to reduce reading proficiency by 10%-20% -- did it? The data for the 2021-2022 school year shows that California's reading proficiency went down by 6.5%, and that Sacramento County's reading proficiency went down by 6.6%.

What makes the data hard to understand is the dramatic increase in truancy rates which occurred all throughout California due to COVID. California experienced a 2.5 times increase in truancy rates between the 2018-19 and 2021-22 school years and Sacramento County experienced a 2.4 times increase in truancy during the same period.

A cursory review of 16 of the 20 elementary schools in the Promise Zone shows that approximately 22% fewer third graders took the standardized language assessment in 2021-22 than in 2018-19. Without having more specific data on population increases and decreases, we cannot measure the exact impact COVID-19 had on reading rates, however, it seems likely that reading proficiency decreased 10%-30%.

PRESCHOOL ENROLLMENT IS DOWN

Between 2016 and 2021, preschool enrollment in Sacramento County has decreased by 31%. The three top reasons children fall behind in reading are: not reading in the summer, truancy, and kindergarten readiness which primarily happens in preschool. With truancy rates at an all-time high and preschool enrollment at an all-time low, the job of teaching all kids to read at grade-level has become more difficult than ever.

COVID-19'S SILVER LINING

When trying to solve big problems, it's important to find the silver lining. So, while it's true, COVID-19 has had a huge negative impact on our nation's student population, it also created increased awareness and advocacy around our country's current reading crisis.

Prior to COVID, most people were not aware that more kids were below grade-level reading than were above grade-level reading. We did not know how deeply our education system was failing to teach reading. Emily Hanford's podcast *Sold a Story: How Teaching Kids to Read Went So Wrong* has caught the attention of parents, educators, and advocates alike. LeVar Burton recently executive produced *The Right to Read*, an important documentary showing how the education system is failing children from all income levels. The reading deficits our kids have been living with have been put in the spotlight. Now we know.



SACRAMENTO ALL-AMERICA CITY AWARD 2022



The National Civic League and the **Campaign for Grade-Level Reading** have named Sacramento as one of ten city winners in its annual **All-America City Award** for our unique public-private collaboration aimed at improving student literacy in Sacramento's Promise Zone. Since 1949, the All-America City Award has been given to the top ten communities across the U.S. that are leveraging civic engagement, collaboration, inclusiveness, and innovation to address local issues. Spearheaded by the **Sacramento Literacy Foundation** and the **Sacramento Promise Zone**, and directed by **Sacramento Housing and Redevelopment Agency (SHRA)**, Sacramento's nationally recognized project – the Promise Zone Literacy Initiative – is aimed at bringing

literacy interventions to the community with one-to-one early reader tutoring, summer reading programming to affordable housing communities, a GIS mapping tool that shows literacy rates at each public school, and more. The goal of the project is to have all children in the Promise Zone reading at grade-level. Post-pandemic, only 38% of 3rd grade students in Sacramento County were at grade-level reading and only 27% were at grade-level in the Promise Zone, an example of the disproportionate negative impact on historically marginalized communities. We are now leveraging the All-America City recognition into more resources for the Sacramento Community. Stay tuned.

LITERACY REPORT CARD

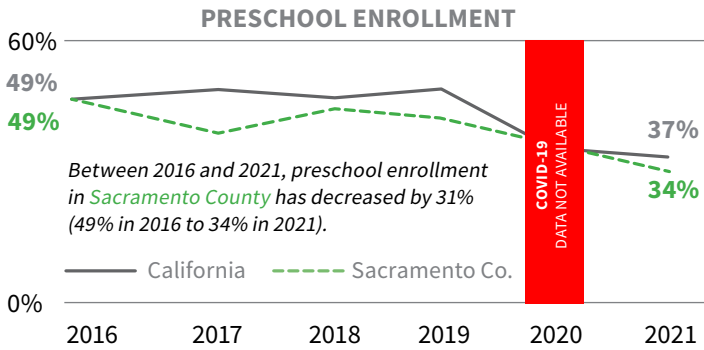
LITERACY INDICATORS | TRENDS



These graphs compare trends for California, Sacramento County, and schools in Sacramento County with youth literacy programming (Provider Schools) on several key literacy indicators. Youth literacy program providers target high need schools in the County. Trend years are based on the most current data available. See Page 4 for additional definitions and sources.

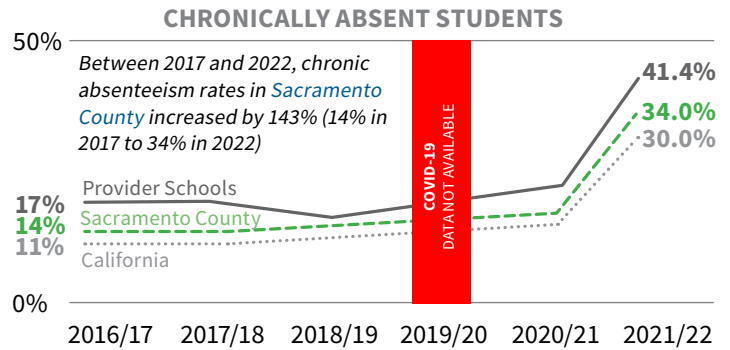
EARLY CHILDHOOD EDUCATION

Percent of children ages 3-4 enrolled in preschool.



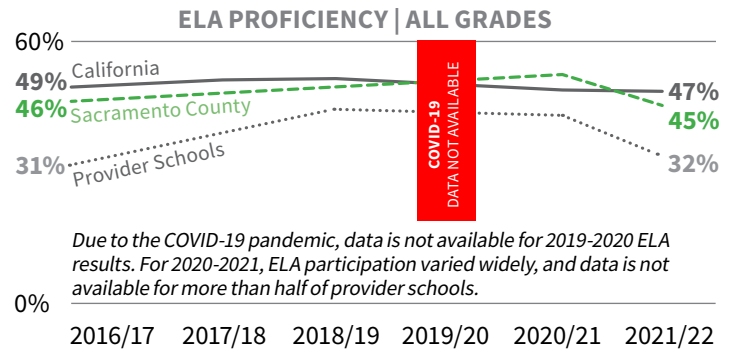
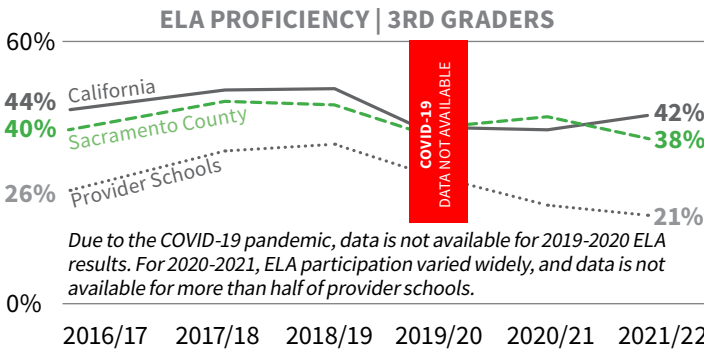
CHRONIC ABSENCE

Percent of students reported chronically absent per enrollment.



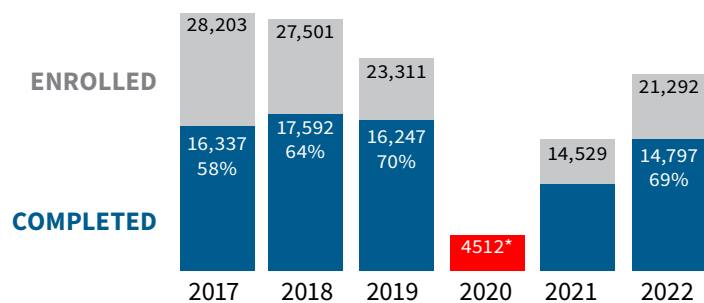
ENGLISH LANGUAGE ARTS (ELA)

Proficiency Percent of students who met/exceeded CAASPP ELA standards.



PUBLIC LIBRARY SUMMER READING PROGRAM PARTICIPATION

Number of youth who enrolled and completed program in Sacramento County.



* Summer Reading Program enrollment greatly reduced and completion not tracked due to COVID-19.

PARTICIPATING LITERACY PROGRAM PROVIDERS

- 916 INK
- City Year Sacramento
- Improve Your Tomorrow
- Sacramento Chinese Community Service Center (SCCSC) Experience Corps
- Sacramento Public Library Summer Reading Program
- Teach for America California Capital Valley
- United Way California Capital Region (UWCCR) Experience Corps & Campaign for Grade Level Reading
- Sacramento Literacy Foundation

LITERACY REPORT CARD

LITERACY INDICATORS | TRENDS

SACRAMENTO COUNTY LITERACY PROGRAMMING 4-Year Comparison

PARTICIPATING LITERACY PROGRAM PROVIDERS	YEAR 1 2018/19	YEAR 2 2019/20 COVID-19	YEAR 3 2020/21 COVID-19	YEAR 4 2021/22	% CHANGE (Years 1 & 4)
Number of books read in Summer Reading Program*	437,253	100,076	219,934	329,228	- 25%
Number of participating literacy program locations	78	63	77	89	+ 12%
Percent of public schools in County with participating literacy programs	20%	17%	17%	20%	+ 0%
Number of youth served by participating literacy programs (duplicate count)	29,192	14,408	18,425	32,235	+ 1.1%
Percent of youth in County served by participating literacy programs	8%	4%	5%	9%	+ 1.1%
Number of participating literacy program providers	9	8	8	8	- 1.1%
Hours of literacy programming provided**	60,991	905,451	1,516,549	529,879	+ 769%

Note: Due to COVID-19, data for years 2-4 may include partial data collected by literacy program providers.

* As of April 2023, data for number of books read in Summer Reading Program has not been publicly published for year 3

** The increase in hours in Year 2 is due in large part to teaching/classroom assistance provided by City Year.

YOUTH SERVED BY PARTICIPATING LITERACY PROGRAMS

2021-2022 by Type of Program (n=32,235)

TOTAL YOUTH SERVED	32,235 (9.0% of youth in County) Total youth ages 0-17 in County: 372,547
Summer Reading Program	21,292 (6.0%)
Diverse Books in Kids' Hands/Homes	4,000 (1.1%)
Small Group Tutoring/Workshops	3,932 (1.1%)
Teaching/Classroom Assistance	398 (0.1%)
1:1 Tutoring	2,613 (0.7%)



Sacramento Literacy Foundation is proud to be the official convener for the Campaign for Grade-Level Reading in Sacramento. If you would like to participate in Sacramento's Literacy Movement, please contact us at info@sacramentoliteracy.org

DEFINITIONS OF LITERACY INDICATORS & SOURCES

Early Childhood Education: The percent of children ages three to four who are enrolled in school (i.e., nursery school, preschool). Source: US Census Bureau, American Community Survey, 1-Year Estimates, Table S1401: School Enrollment <https://data.census.gov/cedsci/>

Chronic Absence: Chronic absenteeism rate. Students are determined to be chronically absent if they were enrolled for a total of 30 days or more at the selected reporting level during the academic year and they were absent for 10% or more of the days they were expected to attend. CDE began tracking this data in 2016/17. Source: California Department of Education, DataQuest <https://dq.cde.ca.gov/dataquest/>

Note: Chronic Absenteeism replaced Truancy as a measure of school attendance in 2016. Truancy is no longer reported in DataQuest.

English Language Arts (ELA) Proficiency | 3rd Grade/All Grades: California Assessment of Student Performance and Progress (CAASPP) outcomes are reported in terms of four levels of achievement: Level 1 (standard not met), Level 2 (standard nearly met), Level 3 (standard met), and Level 4 (standard exceeded). These correspond to a set of achievement level descriptors that are aligned with the Common Core State Standards (CCSS) and the Smarter Balanced assessment. Based on their CAASPP scaled scores, students fall into one of the four categories of performance. Students performing at Level 3 (standard met) and Level 4 (standard exceeded) are considered on track to demonstrating the knowledge and skills necessary for college and career readiness. Source: California Department of Education, CAASPP <https://caaspp.cde.ca.gov/>

Public Library Summer Reading Program Participation | Sacramento County: The percent of youth enrolled in the Public Library Summer Reading Program who finished the program (read at least five books). Source: California Library Association, Summer at Your Library <https://calchallenge.org/>

Total Youth Ages 0-17 in County: The total number of children and youth in Sacramento County aged 0-17 years old. Source: US Census Bureau, American Community Survey, 5-Year Estimates 2017-2021, Table S0101: Age and Sex <https://data.census.gov/cedsci/>